

June 26th, 2019

HSPCB/FORM-V/2018-19/02

The Environmental Officer (Haryana)
Haryana State Pollution Control Board.
3rd Floor, HSIIDC Complex,
IMT Manesar, Gurugram

Dear Sir/Madam


Subject: Submission of Environmental Statement (Form-V) for Infosys Limited Gurgaon

With reference to above subject, we herewith submit the environmental Statement (Form -V) for FY 2018-19 for Infosys Limited Gurugram. Enclosed the copies of the same for your Reference.

1. Form -V for Infosys Limited Gurugram
2. Copy of Stack monitoring report
3. Copy of Ambient air quality analysis report
4. Copy of Treated sewage analysis report

Yours Sincerely,

For INFOSYS LIMITED


Lt Col Murali Nandyal
Regional Manager - Facilities
DATE: 26th June, 2019



INFOSYS LIMITED
Tower - 3, Uniworld Towers
Sector - 48, Village - Tikri
Gurgaon - 122001, India
T 91 124 392 2000
F 91 124 400 4356

Corporate Office:
CIN: L85110KA1981PLC013115
44, Infosys Avenue
Electronics City, Hosur Road
Bangalore 560 100, India
T 91 80 2852 0261
F 91 80 2852 0362
askus@infosys.com
www.infosys.com

ANNEXURE

ENVIRONMENTAL STATEMENT FORM-V
(See rule 14)

Environmental Statement for the financial year ending 2018-19 with 31st March, 2019

PART-A

- i. *Name and address of the owner/
occupier of the industry* Infosys Limited
Uniworld tower, tower-B, Village Tikri,
Sec-48 Gurgaon-122018.
- operation or process.* Software Development
- ii. *Industry category Primary-(STC Code) Secondary- (STC Code)* N.A
- iii. *Production category . Units.* Software Development
- iv. *Year of establishment* 2017
- v. *Date of the last environmental statement submitted.* Nil

PART-B

Water and Raw Material Consumption:

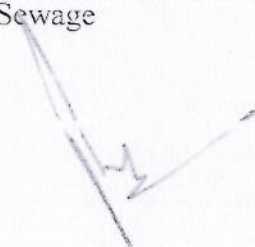
i. *Water consumption in m³/d*

Process : N.A

Cooling : N.A

Domestic : 25m³/d

Enclosures:

- 1) Copy of Test report for D.G set emissions
 - 2) Copy of Test Report for Ambient Air quality
 - 3) Copy of Test report for Treated Sewage
- 

Name of Products	Process water consumption per unit of products output	
	During the previous financial year	During the current financial year
1.	N. A	
2.		
3.		
4.		
5.		
6.		

ii. Raw material consumption

Name of raw materials*	Name of Products	Consumption of raw material per unit of output	
		During the previous financial year	During the current financial year

** Industry may use codes if disclosing details of raw material would violate contractual obligations, otherwise all industries have to name the raw materials used.*

PART-C

Pollution discharged to environment/unit of output
(Parameter as specified in the consent issued)

Pollutants	Quantity of Pollutants discharged (mass/day)	Concentration of Pollutants discharged (mass/volume)	Percentage of variation from prescribed standards with reasons.
(a) Water		As per test report	
(b) Air		As per test report	

PART-D

HAZARDOUS WASTES

(As specified under Hazardous Wastes (Management & Handling Rules, 1989).

Hazardous Wastes	Total Quantity (Kg)	
	During the previous Financial year	During the current financial year
1. Used Oil	NA	2220 liters
2. Oil Soaked cotton waste	NA	NA
3. DG filters (if any)	NA	74 nos
4. Batteries (if any)	NA	NA
5. Discarded / paint containers	NA	NA

PART - E

SOLID WASTES:

Solid Wastes	Total Quantity (Kg)	
	During the previous Financial year	During the current financial year
a. From process	N. A	N. A
b. From Pollution Control Facility	N. A	NA
c. Quantity recycled or re-utilised within the unit.	NA	NA



PART - F

Please specify the characteristics (in terms of concentration and quantum) of hazardous as well as solid wastes and indicate disposal practice adopted for both these categories of wastes.

Waste is segregated at source. A color code for bins has been devised and implemented for different types of waste. The color codes are as follows: Green for bio degradable. Red for Toxic .Blue for dry recyclable and grey for e-waste.

Bio medical waste and sanitary waste generated in the campus will be taken out by an authorized agency by PCB

- 1) Sludge – 31 KL Sludge of FY-18-19 disposed off through Authorized vendor Eco care matrix
- 2) Used Oil – Hazardous waste like used oil disposed off through authorized recyclers.
- 3) Food Waste- Food waste is processed through insinkerator /collected in color coded waste bins and decomposed in composting pit and converted into manure.
- 4)Other waste- waste like paper, plastic, metal and glass is segregated and disposed off through to registered recyclers/re-processors.


PART - G

Impact of the pollution control measures taken on conservation of natural resources and consequently on the cost of production

1. *Hazardous waste like used oil will be disposed off through authorized recyclers.*
2. *Tree plantation drive outside the campus for better biodiversity.*
3. *Training sessions are provided to employees and the contract staff on optimal use of natural resource.*
4. *LED and sensor lights are used in the campus to conserve electricity.*
5. *Water mistifier filters used in taps.*
6. *Use of plastic reduced to bare minimum.*

PART - H

Additional measures/investment proposal for environmental protection including abatement of pollution

- Energy conservation practices implemented
 - Efforts have been taken to minimise the use of plastics within the campus
- 

PART-I

MISCELLANEOUS:

Any other particulars in respect of environmental protection and abatement of pollution

- Water is used in kitchens, toilets and the domestic sewage generated is recycled through Sewage Treatment Plant and used for Landscaping/flushing.
- The waste bins are identified with color codes, awareness trainings are in place to ensure proper segregation at the source.
- We use green sealed chemicals for housekeeping purpose.
- BMS (building management system) has been implemented.

Reduction in the generation of:-

1. Effluents
 - a) Flow restriction on water taps and health faucet.
2. Emmisions
 - a) Low Sulphur diesel is used for DG sets.

