

Additional information

At a glance – Indian GAAP (Stand-alone financials)

In ₹ crore, except per share data

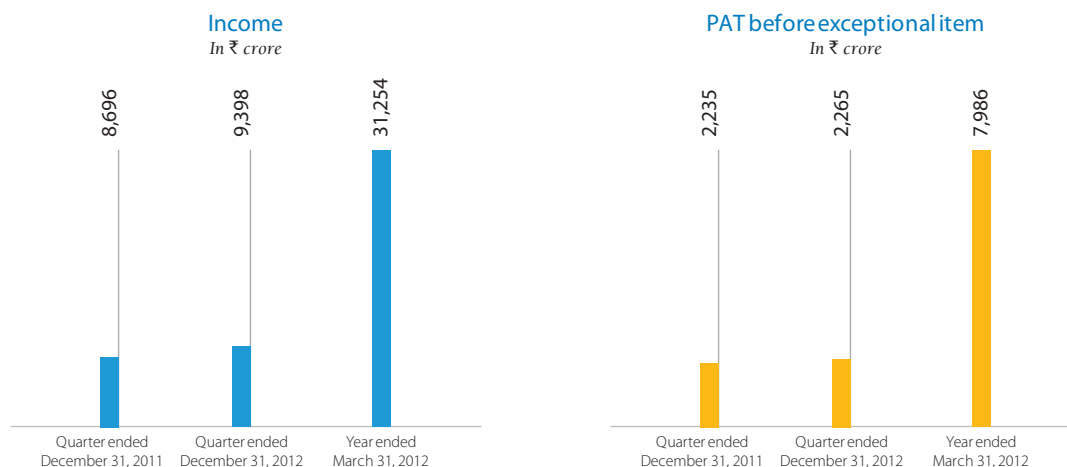
	Quarter ended December 31,		Nine-months ended December 31,		Year ended
	2012	2011	2012	2011	March 31, 2012
For the period					
Revenue ⁽¹⁾	9,398	8,696	27,436	23,071	31,254
Profit after tax (PAT) ⁽²⁾	2,265	2,235	6,742	5,711	7,986
PAT ⁽¹⁾ / revenue (%)	24.10	25.70	24.57	24.75	25.55
Earnings per share (par value ₹ 5/- each) ⁽²⁾					
Basic (₹)	39.46	38.92	117.41	99.46	139.07
Diluted (₹)	39.46	38.92	117.41	99.45	139.06
Earnings per share after exceptional item(par value ₹ 5/- each)					
Basic (₹)	39.46	38.92	118.62	99.46	147.51
Diluted (₹)	39.46	38.92	118.62	99.45	147.50
Capital expenditure	520	228	1,348	769	1,296
Dividend per share (₹)					
Interim dividend	–	–	15	15	15
Final dividend	–	–	–	–	22
Special dividend- 10 years of Infosys BPO operations	–	–	–	–	10
Dividend amount					
Interim dividend	–	–	862	862	862
Final dividend	–	–	–	–	1,263
Special dividend- 10 years of Infosys BPO operations	–	–	–	–	574
At the end of the period					
Total assets			40,661	33,326	35,815
Fixed assets – net			5,263	4,368	4,649
Liquid assets including cash and cash equivalents, liquid mutual funds and certificates of deposit			21,059	17,758	19,898
Net current assets			26,034	22,292	22,428
Debt			–	–	–
Net worth			35,567	29,215	29,757
Share Capital			287	287	287
Market capitalization ⁽³⁾			1,33,148	1,58,924	1,64,592

Note: The previous period figures have been regrouped / reclassified, wherever necessary to conform to the current presentation.

⁽¹⁾ represents income from software services and products

⁽²⁾ before exceptional item

⁽³⁾ Market capitalization is calculated by considering the share price at National Stock Exchange of India Limited on the shares outstanding at the period / year end.



Ratio analysis

	Quarter ended December 31,		Nine-months ended December 31,		Year ended
	2012	2011	2012	2011	March 31, 2012
Ratios-Financial performance					
Export revenue / revenue (%)	97.54	97.84	97.88	97.57	97.63
Domestic revenue / revenue (%)	2.46	2.16	2.12	2.43	2.37
Software development expenses / revenue (%)	58.99	55.69	58.29	57.14	57.06
Gross profit / revenue (%)	41.01	44.31	41.71	42.86	42.94
Selling and marketing expenses / revenue (%)	5.31	4.39	5.07	4.65	4.65
General and administration expenses / revenue (%)	5.72	6.31	6.08	6.33	6.10
SG&A expenses / revenue (%)	11.03	10.71	11.15	10.98	10.75
Aggregate employee costs / revenue (%)	54.12	48.01	53.70	49.51	49.51
Operating profit before depreciation/ revenue (%)	29.97	33.60	30.56	31.88	32.19
Depreciation and amortization/ revenue (%)	2.64	2.28	2.55	2.56	2.54
Operating profit after depreciation and interest / revenue (%)	27.34	31.32	28.01	29.32	29.65
Other income / revenue (%)	5.12	4.85	5.72	5.29	5.85
Profit before tax and exceptional item/ revenue (%)	32.45	36.18	33.72	34.61	35.50
Tax / revenue (%)	8.35	10.48	9.15	9.86	9.95
Effective tax rate - Tax / PBT (%)	25.74	28.96	27.13	28.48	28.03
PAT ⁽¹⁾ / revenue (%)	24.10	25.70	24.57	24.75	25.55
Ratios – Balance sheet					
Debt-equity ratio			–	–	–
Current ratio			6.18	6.49	4.72
Day's sales outstanding (Days) (LTM)			63	70	63
Liquid assets / total assets (%) ⁽²⁾			51.79	52.56	55.56
Liquid assets / revenue (%) (LTM) ⁽²⁾			59.12	58.90	63.67
Capital expenditure / revenue (%) (LTM)			5.26	3.62	4.15
Operating cash flows / revenue (%)			20.39	19.39	19.05
Depreciation and amortization/ average gross block (%) (LTM) ⁽⁴⁾			12.71	11.64	12.34
Technology investment / revenue (%) (LTM)			3.32	2.13	2.27
Ratios – Return					
PAT ⁽¹⁾ / average net worth (%) (LTM)			27.84	27.92	29.44
ROCE (PBIT/Average capital employed) (%) (LTM)			38.17	38.95	40.90
Return on average invested capital (%) (LTM) ⁽²⁾			58.76	60.96	71.29
Capital output ratio (LTM)			1.10	1.12	1.05
Invested capital output ratio (LTM) ⁽²⁾			2.74	2.82	3.16
Ratios- Year-on-year Growth (%)					
Overseas revenue	7.75	33.31	19.30	22.92	23.08
Revenue	8.07	33.09	18.92	23.26	23.12
Operating profit before depreciation	(3.59)	34.22	13.99	18.34	19.57
Net profit	1.34	36.20	18.05	21.18	23.95
Net profit after exceptional item	1.34	36.20	19.26	21.18	31.46
Basic EPS	1.39	36.13	18.05	21.13	23.88
Basic EPS after exceptional item	1.39	36.13	19.26	21.13	31.40
Ratios –Per share					
Basic EPS (₹)	39.46	38.92	117.41	99.46	139.07
Basic EPS after exceptional item(₹)	39.46	38.92	118.62	99.46	147.51
Basic cash EPS (₹)	43.77	42.37	129.60	109.74	152.90
Basic cash EPS after exceptional item(₹)	43.77	42.37	130.81	109.74	161.34
Price / earnings, end of period ⁽¹⁾	14.77	21.36	14.77	21.36	20.61
Price / cash earnings, end of period ⁽¹⁾	13.42	19.33	13.42	19.33	18.75
PE / EPS growth ⁽¹⁾	10.64	0.59	0.82	1.01	0.86
Book value (₹)	619.38	508.78	619.38	508.78	518.21
Price / book value, end of period	3.74	5.44	3.74	5.44	5.53
Dividend per share (₹) ⁽³⁾	–	–	15	15	47
Dividend (%) ⁽³⁾	–	–	300	300	940

Note: The ratio calculations are based on standalone Indian GAAP financial statements.

The previous period figures have been regrouped / reclassified, wherever necessary to conform to the current presentation.

LTM - Last Twelve Months

⁽¹⁾ before exceptional item

⁽²⁾ Liquid assets include cash and cash equivalents, investments in liquid mutual funds, and certificates of deposit.

⁽³⁾ Including Special dividend- 10 years of Infosys BPO operations

⁽⁴⁾ Gross block excludes land (non-depreciable asset)

At a glance – IFRS USD (Consolidated)

Dollars in millions, except per share data

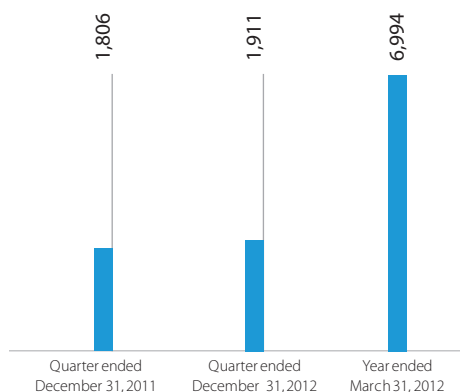
	Quarter ended December 31,		Nine-months ended December 31,		Year ended
	2012	2011	2012	2011	March 31, 2012
For the period					
Revenues	\$1,911	\$1,806	\$5,460	\$5,233	\$6,994
Operating profit	491	560	1,452	1,485	2,013
Operating profit/revenues (%)	25.69	31.01	26.59	28.38	28.78
Net profit	434	458	1,281	1,253	1,716
Net profit/ revenues (%)	22.71	25.36	23.46	23.94	24.54
Basic earnings per equity share (\$)	0.76	0.80	2.24	2.19	3.00
Cash dividend per equity share (\$)	0.28	0.31	0.86	0.76	0.76
Capital expenditure	\$105	\$50	\$269	\$201	\$320
At the end of the period					
Total assets			\$7,955	\$6,836	\$7,537
Property, plant and equipment			1,115	955	1,063
Liquid assets ⁽¹⁾			4,091	3,719	4,121
Working capital			4,977	4,497	5,008
Equity			6,813	5,869	6,576
Share capital			64	64	64
Market capitalization ⁽²⁾			\$24,209	\$29,924	\$32,349

Note: ⁽¹⁾Liquid assets include cash and cash equivalents, current portion of available-for-sale financial assets, certificates of deposit and investment in government bonds

⁽²⁾Market capitalization is calculated by considering the share price at National Stock Exchange of India Limited on the shares outstanding at the period / year end.

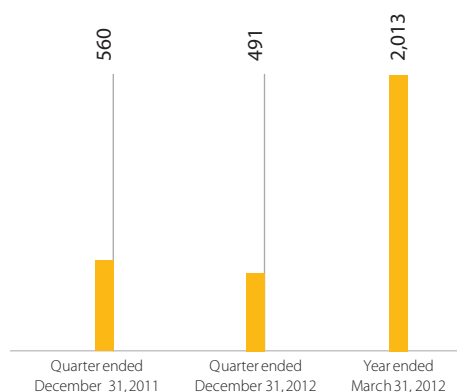
Revenues

Dollars in millions



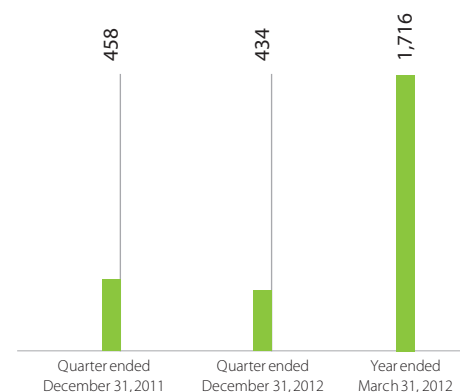
Operating income

Dollars in millions



Net income

Dollars in millions



At a glance – IFRS INR (Consolidated)

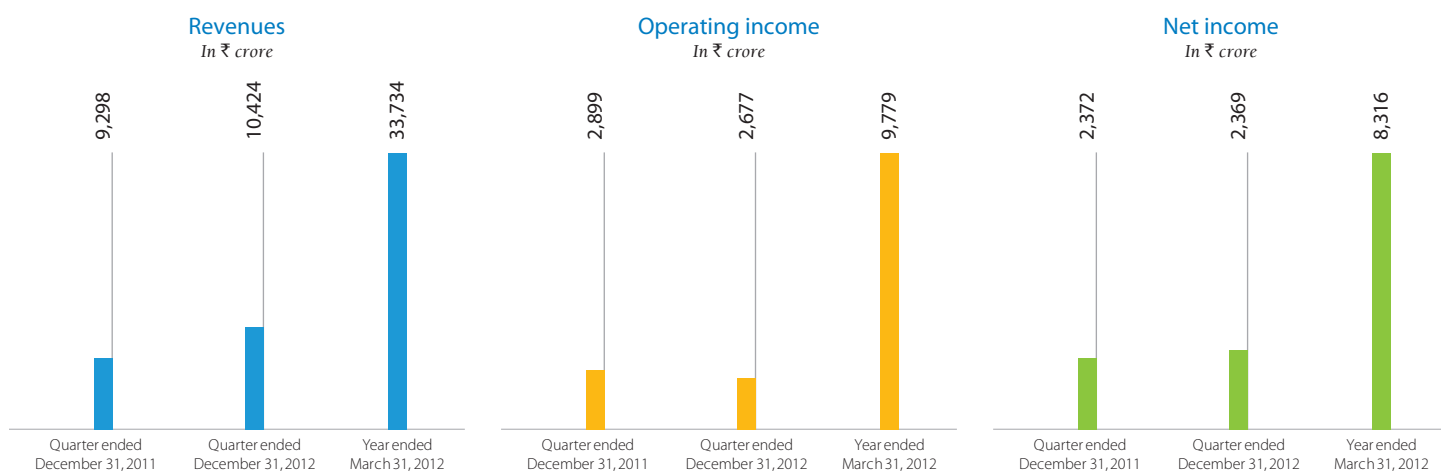
In ₹ Crore except per share data

	Quarter ended December 31,		Nine-months ended December 31,		Year ended
	2012	2011	2012	2011	March 31, 2012
For the period					
Revenues	10,424	9,298	29,898	24,882	33,734
Operating profit	2,677	2,899	7,967	7,132	9,779
Operating profit/revenues (%)	25.68	31.18	26.65	28.66	28.99
Net profit	2,369	2,372	7,027	6,000	8,316
Net profit / revenues (%)	22.73	25.51	23.50	24.11	24.65
Basic earnings per equity share (₹)	41.47	41.51	122.99	105.01	145.55
Cash dividend per equity share (₹)	15	15	37	35	35
Special dividend - 10 years of Infosys					
BPO Operations	–	–	10	–	–
Capital expenditure	572	265	1,474	955	1,532
At the end of the period					
Total assets			43,750	36,310	38,348
Property, plant and equipment			6,133	5,070	5,409
Liquid assets ⁽¹⁾			22,501	19,752	20,968
Working capital			27,370	23,885	25,480
Equity			37,469	31,173	33,461
Share capital			286	286	286
Market capitalization ⁽²⁾			1,33,148	1,58,924	1,64,592

Note: ⁽¹⁾Liquid assets include cash and cash equivalents, current portion of available-for-sale financial assets and certificates of deposit and investment in government bonds.

⁽²⁾Market capitalization is calculated by considering the share price at National Stock Exchange of India Limited on the shares outstanding at the period / year end.

The Securities and Exchange Board of India (SEBI) had on November 9, 2009 issued a press release permitting listed entities having subsidiaries to voluntarily submit the consolidated financial statements as per IFRS. Further, SEBI issued a circular, dated April 5, 2010, wherein the Listing Agreement has been modified to this effect from March 31, 2010. Consequent to this, the company has voluntarily prepared and published audited consolidated IFRS Financial Statements for the quarter and nine-months ended December 31, 2012.



Shareholder information

1. Registered office

Electronics City, Hosur Road, Bangalore 560 100, India

Tel.: +91-80-2852-0261, Fax: +91-80-2852-0362

Homepage: www.infosys.com

2. Listing on stock exchanges

In India : The Bombay Stock Exchange Limited (BSE), and National Stock Exchange of India Ltd. (NSE)

Outside India: NASDAQ Global Select in the US till December 11, 2012 and with effect from December 12, 2012 at New York Stock Exchange (NYSE).

3. Par value of equity shares

₹ 5/- each fully paid-up

4. Registrar and share transfer agent

Share transfers in physical form and other communication regarding share certificate, dividends, change of address, etc. may be addressed to:

Karvy Computershare Private Limited

Registrars and Share Transfer Agents;

Plot No.17 to 24, Near Image Hospital, Vittalrao Nagar, Madhapur, Hyderabad-500 081. India

Tel.: +91-40-2342 0818, Fax: +91-40-23420814

5. Stock market data relating to shares listed in India

a. The company's market capitalization is included in the computation of the BSE-30 Sensitive Index (Sensex), the BSE Dollex and S&P CNX NIFTY Index.

b. Monthly high and low quotations as well as the volume of shares traded at BSE and NSE for the quarter ended December 31, 2012 is:

	BSE			NSE			Total Volume (BSE & NSE) (No.)
	High (₹)	Low (₹)	Volume (No.)	High (₹)	Low (₹)	Volume (No.)	
Oct 2012	2,609.10	2,328.85	37,80,056	2,609.65	2,329.60	2,75,10,851	3,12,90,907
Nov	2,469.15	2,294.10	19,31,437	2,470.65	2,296.30	1,51,84,570	1,71,16,007
Dec	2,436.00	2,264.55	15,18,515	2,439.15	2,266.25	2,08,85,052	2,24,03,567
Total			72,30,008			6,35,80,473	7,08,10,481
Volume traded/average	Q3 FY 2013		1.40			12.33	13.73
outstanding shares (%)	Q3 FY 2012		1.88			15.74	17.62

The number of shares outstanding is 51,57,78,320. American Depository Shares (ADSs) have been excluded for the purpose of this calculation.

6. Share transfer system

Shares sent for physical transfer are effected after giving a notice of 15 days to the seller for sale confirmation.

The total number of shares transferred in physical form during the quarter ended December 31, 2012 was Nil (quarter ended December 31, 2011 – Nil).

7. Investor services – Complaints Received

Nature of complaints	Quarter ended December 31, 2012		Quarter ended December 31, 2011	
	Received	Attended to	Received	Attended to
Dividend/annual report related	172	172	183	183

The company has attended to most of the investors' grievances/correspondences within a period of 10 days from the date of receipt of the same, during the quarter ended December 31, 2012 except in cases that are constrained by disputes or legal impediments.

8. Legal Proceedings

There are some pending cases relating to disputes over title to shares, in which the company has been made a party. However, these cases are not material in nature.

9. Categories of shareholders as on December 31, 2012

Category	No. of shareholders	Voting strength (%)	No. of shares held
PROMOTER HOLDING			
Indian promoters	19	16.04	9,20,85,078
NON PROMOTER HOLDING			
Institutional investors			
Mutual funds	321	5.03	2,88,79,989
Banks, financial institutions and insurance companies	226	13.67	7,84,73,144
Foreign institutional investors	759	40.55	23,28,69,587
Others			
Private corporate bodies	3,572	0.61	35,32,720
Indian public	4,57,983	12.51	7,18,55,832
Non resident Indians/ overseas corporate bodies	8,598	0.87	49,89,151
Trusts	47	0.54	30,92,817
Qualified Foreign Investor- Corporate	1	0.00	2
Total	4,71,526	89.82	51,57,78,320
Equity shares underlying American Depository Shares*	1	10.18	5,84,57,846
Total	4,71,527	100.00	57,42,36,166

* Held by beneficial owners outside India.

10. Financial calendar (tentative and subject to change)

Financial results	
Quarter and year ending March 31, 2013	Apr 12, 2013
Annual general meeting for the year ending March 31, 2013	Jun 15, 2013

11. Investors' correspondence

For queries relating to financial statements:	For investor correspondence:	For queries relating to shares/dividends/ Compliances:
Mr. Rajiv Bansal Chief Financial Officer; Infosys Limited, Electronics City, Hosur Road, Bangalore-560 100, India, Tel.: +91-80-2852-1705. Fax: +91-80-2852-0754 E-mail: rajivbansal@infosys.com	Mr. Sandeep Mahindroo, Principal-Investor Relations; Infosys Limited, 630 Fifth Avenue, Suite 1600, New York NY 10111 Tel.: 001-646-254-3133 Fax: 001-646-254-3101 E-mail: sandeep_mahindroo@infosys.com	Mr. N R Ravikrishnan, Company Secretary and Compliance Officer Infosys Limited, Electronics City, Hosur Road, Bangalore 560 100, India. Tel.: +91-80-2852-0261, Fax: +91-80-2852-0754 E-mail: ravikrishnan_nr@infosys.com.

Stock exchange codes

Reuters Code	Bloomberg code	Exchange
INFY.BO (BSE)	INFO IN (BSE)	500209
INFY.NS (NSE)	NINFO IN (NSE)	INFY
INFY.O (NYSE)		INFY

13. Stock market data relating to American Depository Shares (ADSs)

- ADS listed at : NASDAQ Global Select in the US till December 11, 2012 and NYSE from December 12, 2012.
- Ratio of ADS to equity shares: One ADS for one equity share
- ADS symbol : INFY
- The American Depository Shares issued under the ADS program of the company were listed on the NASDAQ National Market in the US on March 11, 1999. The monthly high and low quotations as well as the volume of ADSs traded at the NASDAQ National Market and NYSE for the quarter ended December 31, 2012 are:

	High*		Low*		Volume
	\$	₹	\$	₹	
Oct 2012	49.65	2,671.67	42.67	2,296.07	53,647,092
Nov	44.66	2,423.70	41.71	2,263.60	38,231,639
Dec*	44.03	2,421.65	41.46	2,280.30	37,377,484
Total					129,256,215

Note: 1 ADS = 1 equity share. US\$ has been converted into Indian rupees at the monthly closing rates. The number of ADSs outstanding as on December 31, 2012 was 58,457,846. The percentage of volume traded to the total float was 221.11%. * Quotations for the month ended December 31, 2012 include quotations for ADS traded on the Nasdaq Global Select market till December 11, 2012 and NYSE from December 12, 2012.

14. ECS mandate

The company has received complaints regarding non-receipt of dividend warrants. All shareholders are requested to update their bank account details with their respective depositories. This would enable the company to service its investors better.

15. Change of address

The company has received complaints regarding non-receipt of dividend warrants and other corporate communications. All shareholders are requested to update their current address with their respective depositories immediately. This would enable the company to service its investors better.

Global presence – Infosys Limited

Asia Pacific

Hong Kong

01-03, 66/F
The Center,
99 Queen's Road Central
Hong Kong
Tel. : +852 3965 3350
Fax : +852 3965 3222

Japan

Izumi Garden Wing 2F
1-6-3, Roppongi, Minato-ku
Tokyo 106 0032
Tel. : 81 3 5545 3251
Fax : 81 3 5545 3252

Regus Hirokoji Garden Avenue Centre
4th FL. Hirokoji Garden Avenue4-24-16
Meieki Nakamura-ku Nagoya city, Aichi
JAPAN 450-0002
Tel. : +81-52-856-9535
Fax : +81-52-856-9501

Malaysia

Merak Block, Suite B
Persiaran Multimedia
1st Floor Cyberjaya, Kuala
Lumpur 63000
Malaysia.
Tel. : +60 383 203 829

Level 13A -1 Mercu UEM
Jalan Stesen Sentral 5,
Kuala Lumpur Sentral,
Kuala Lumpur 50470.
Tel. : 60 03-2772 1200

Mauritius

4th Floor, B Wing
Ebène Cyber Towers
Reduit, Mauritius
Tel. : 230 401 9200
Fax : 230 464 1318

Singapore

04-01/06,
1 Changi Business Park Crescent,
Singapore 486025
Tel. : 65 6572 8400
Fax : 65 6572 8405

Level 43, Unit 02,
Suntec Tower 2
9 Temasek Blvd
Singapore – 038989
Tel. : 65728400
Fax : 65728400

United Arab Emirates

Dubai

506, Liberty House, DIFC
P. O. Box 506846
Dubai
Tel. : 971 4 508 0200
Fax : 971 4 508 0225

805, Liberty House, DIFC
P. O. Box 506846
Dubai
Tel. : 971 4 508 0200
Fax : 971 4 508 0225

Sharjah

Z3 Office 11, SAIF Zone
P. O. Box 8230, Sharjah
Tel. : 971 6 557 1068
Fax : 971 6 557 3768

Europe

Belgium

Regus Park Atrium
11, Rue des Colonies / Kolonienstraat
B 1000 Brussels
Tel. : 32 2 517 62 30
Fax : 32 2 517 67 00

Czech Republic

Regus Business Center
Prague Stock Exchange
Rybna Street 682 / 14
11005 Prague 1
Tel. : 420 222 191 387
Fax : 420 222 191 700

Denmark

Regus Copenhagen
Larsbojensstraede 3
1454 Copenhagen
Tel. : 45 33 3772 94
Fax : 45 33 3243 70

Finland

Regus Mannerheimintie 12 B
00100 Helsinki
Tel. : 358 925 166 239
Fax : 358 925 166 100

France

Paris

Tour Opus 12, 4th Floor
77 Esplanade du Général de Gaulle
92 914 Paris La Defense 9
Tel. : 33 1 56 39 12 00
Fax : 33 1 56 39 12 01

Toulouse

7, Avenue Didier Daurat
2nd Floor, Blagnac
31700 Toulouse
Tel. : 33 5 34 50 92 77
Fax : 33 5 34 50 91 90

Germany

Munich

Landsberger Strasse 155
80687 Muenchen
Germany
Tel. : +49 (0) 89 57959-131
Fax : +49 (0) 89 57959 - 200

Frankfurt

Opernturm, Bockenheimer Landstraße 2-4
60306 Frankfurt am Main
Tel. : +49 (0)69 269566 100
Fax : +49 (0)69 269566 200

Stuttgart

Liebknechtstrasse 33
D 70565 Stuttgart
Tel. : 49 711 7811 570
Fax : 49 711 7811 571

Walldorf

Partner Port
Altrottstr. 31, 69190 Walldorf
Tel. : 49 6227 73 4350
Fax : 49 6227 73 4359

Ireland

Regus Pembroke House
30 Pembroke Street Upper
Dublin 2
Tel. : 353 1 234 2470
Fax : 353 1 234 2575

Italy

Infosys Limited Regus,
Via Torino 2, 20123,
Milano, Italy
Tel. : 39 02 7254 6456
Fax : 39 02 7254 6400

Norway

Regus Business Center
Ibsen AS
C. J. Hambrosplass 2C
1st Floor, Oslo 0164
Tel. : 47 22 99 60 42
Fax : 47 22 99 60 10

Russia

4/430, 4.Lesnoy Pereulok,
Moscow 125047
Tel. : 7 495 642 8710
Fax : 7 495 225 8500

Spain

CUZCO IV
Paseo de la Castellana 141-8
28046, Madrid
Tel. : 34 91 572 6584
Fax : 34 91 572 6606

Sweden

Stureplan 4C, 4tr
114 35, Stockholm
Tel. : 46 8 463 1112
Fax : 46 8 463 1114

Switzerland

Basel

Regus Basel City Centre
Innere Margarethenstrasse 5 Basel 4051
Tel. : +41 (0) 61 204 4545
Fax : +41 (0) 61 204 4500

Geneva

18, Avenue Louis-Casati
1209 Geneva
Tel. : 41 22 747 7894
Fax : 41 22 747 7900

Zurich

Prime Tower
Hardstrasse 201
8005 Zürich
Tel. : +41 44 448 28 00
Fax : +41 44 448 28 80

The Netherlands

World Trade Center
H-Tower, 23rd Floor
Zuidplein 190
1077 XV Amsterdam
Tel. : 31 20 796 5500
Fax : 31 20 796 5501

Regus World Trade Centre,
H Tower 4th Floor, Zuidplein 36,
1077 XV Amsterdam, The Netherlands
Tel. : +31 207997800
Fax : +31 207965501

United Kingdom

London

14th and 15th Floor
10 Upper Bank Street
Canary Wharf
London E 14 5NP
Tel. : 44 20 7715 3300
Fax : 44 20 7715 3301

Swindon

Part First Floor
Wakefield House
Aspect Park, Pipers Way
Swindon SN 31RE
Tel. : 44 179 352 8766
Fax : 44 179 352 3714

India

Bangalore

Electronics City, Hosur Road
Bangalore 560 100
Tel. : 91 80 2852 0261
Fax : 91 80 2852 0362

Infosys – Center Point
Offshore Development Center
Plot No. 26A
Electronics City, Hosur Road
Bangalore 560 100
Tel. : 91 80 2852 0261
Fax : 91 80 2852 0362

Reddy Building

K 310, 1st Main
5th Block, Koramangala
Bangalore 560 095
Tel. : 91 80 2553 2591
Fax : 91 80 2553 0391

Salarpuria Infozone

3rd and 4th Floor Wing A, No. 39 (P),
No. 41 (P) and No. 42 (P) Electronics City,
Hosur Road Bangalore 560 100
Tel. : 91 80 2852 0261
Fax : 91 80 2852 0362

N 403. 405

North block
Manipal Center
Dickenson Road
Bangalore

Bagmane Constructions Pvt. Ltd SEZ,
Mahadevpura, Doddanekundi Village,
Krishnarajapuram Hobli,
Bangalore East Taluk,
Bangalore -560048
Tel. : 080-33613970

Bhubaneswar

Plot No. E / 4, Info City
Bhubaneswar 751 024
Tel. : 91 674 232 0032
Fax : 91 674 232 0100

Chandigarh

Block A and B, Ground Floor DLF Building,
Plot No. 2 Rajiv Gandhi Technology Park
Kishangarh Chandigarh 160 101
Tel. : 91 172 502 1100
Fax : 91 172 504 6222

India (contd.)

Plot No. 1
Rajiv Gandhi Technology Park
Kishangarh
Chandigarh 160 101
Tel. : 91 172 503 8000
Fax : 91 172 504 6860

Chennai

138 Old Mahabalipuram Road
Sholinganallur
Chennai 600 119
Tel. : 91 44 2450 9530
Fax : 91 44 2450 0390

Mahindra Industrial Park
TP 1/1, Central Avenue
Techno Park SEZ
Mahindra World City
Natham Sub Post, Chengelpet
Kancheepuram District
Chennai 603 002
Tel. : 91 44 4741 1111
Fax : 91 44 4741 5151

Hyderabad

Survey No. 210
Manikonda Village
Lingampally
Rangareddy (Dist.)
Hyderabad 500 032
Tel. : 91 40 6642 0000
Fax : 91 40 2300 5223

SEZ Survey No. 41 (pt),50 (pt) Pocharam
Village, Singapore Township PO,
Ghatkesar Mandal, Rangareddy
District, Hyderabad 500088.
Tel. : 040 40600000
Fax : 040 666341356

Mangalore

Kuloor Ferry Road, Kottara
Mangalore 575 006
Tel. : 91 824 245 1485
Fax : 91 824 245 1504

Kamblapadavu
Kurnad Post, Pajeeru Village
Bantwal Taluk 574 153
Dakshina Kannada (Dist.)
Tel. : 91 824 228 4492
Fax : 91 824 228 4491

Mumbai

85, 'C', Mittal Towers
8th Floor, Nariman Point
Mumbai 400 021
Tel. : 91 22 2284 6490
Fax : 91 22 2284 6489

Mysore

No. 350, Hebbal
Electronics City
Mysore 570 027
Tel. : 91 821 240 4101
Fax : 91 821 240 4200

Gurgaon

Infosys Limited
7th Floor, Tower-B
Unitech cyber park
Gurgaon - 122001
Tel. : 124 3922000
Fax : 124 4004356

Pune

Plot No. 1, Rajiv Gandhi Infotech Park,
Hinjawadi, Taluka Mulshi, Pune 411 057
Tel. : 91 20 2293 2800
Fax : 91 20 2293 2832

Plot No. 24/2
Rajiv Gandhi Infotech Park
Phase II, Village Maan
Taluka Mulshi, Pune 411 057
Tel. : 91 20 3982 7000
Fax : 91 20 3982 8000

Plot No. 24 / 3
Rajiv Gandhi Infotech Park
Phase II, Village Maan
Taluka Mulshi, Pune 411 057
Tel. : 91 20 3982 7000
Fax : 91 20 3982 8000

Thiruvananthapuram

3rd Floor, Bhavani Technopark
Thiruvananthapuram 695 581
Tel. : 91 471 398 2222
Fax : 91 471 270 0889

Plot No. 1, Technopark Campus II,
Attipara Village
Thiruvananthapuram 695 581
Tel. : 91 471 398 2222
Fax : 91 471 270 0889

Jaipur

3rd and 4th Floor of Building No. 1 Plot No.
IT-A-001-A1, Mahindra World City (SEZ)
Village Kalwara,
Tehsil Sangamer Jaipur
Ajmer Road District Jaipur, Rajasthan.
Tel. : 91 0141 395 6000
Fax : 91 0141-395 6100

North America

Canada

Calgary

Suite 1000, 888-3rd Street SW
Bankers Hall, West Tower
Calgary, AB T2P 5C5
Tel. : 1 403 444 6896
Fax : 1 403 444 6699

Montreal

1000 de la Gauchetiere Street west
Suite 2400
Montreal QC Canada H3B 4W5
Tel. : + 1 514 448 2157
+1 514 448 7471
Fax : +1 514 448 5101

Toronto

5140 Yonge Street
Suite 1400 Toronto
Ontario, M2N 6L7
Tel. : 1 416 224 7400
Fax : 1 416 224 7449

United States

Atlanta

3200 Windy Hill Road
Suite 100 - W, Atlanta
GA 30339
Tel. : 1 770 799 1860
Fax : 1 770 799 1861

Bellevue

3326 160th Avenue SE Suite 300,
Bellevue WA 98008
Tel. : 1 425 256 6200
Fax : 1 425 256 6201

South Africa

Johannesburg

West Towers,
2nd Floor,
Maude Street,
Sandton,
Johannesburg, 2195
South Africa
Tel. : +27 (0) 11 881 5600
Fax : +27 (0) 11 881 5611

Bentonville

2700 SE 'S' Street, Suite 200
Bentonville, AR 72712
Tel. : 1 479 271 4600
Fax : 1 479 271 4601

Bridgewater

400 Crossing Boulevard
Suite 101, Bridgewater
NJ 08807
Tel. : 1 908 450 8200
Fax : 1 908 450 8201

Charlotte

13777 Ballantyne Corporate PL
Suite 250, Charlotte, NC 28277
Tel. : 1 704 972 0320
Fax : 1 704 972 0311

Dalaware

1000 N West Street
Suite 1200
Wilmington, DW 19801
Tel. : 302 295 4910
Fax : 302 295 4801

Fremont

6607 Kaiser Drive
Fremont, CA 94555
Tel. : 1 510 742 3000
Fax : 1 510 742 3090

Hartford

95 Glastonbury Blvd
Glastonbury, CT 06033
Tel. : 1 860 494 4139
Fax : 1 860 494 4140

New Zealand

Auckland

Level 7, 92 Albert Street
Auckland NZ 1010
PO Box 91397 Victoria St West
Auckland NZ 1142
Tel. : +64 9 301 9900
Fax : +64 9 365 1713

Houston

6002 Rogerdale
Suite 550
Houston, TX 77072
Tel. : 1 281 493 8698
Fax : 1 281 493 8601

Jacksonville (Regus)

841 Prudential Drive
12th Floor Jacksonville, FL 32207
Tel. : 904 371 1900

Lisle

2300 Cabot Drive
Suite 250, Lisle IL 60532
Tel. : 1 630 482 5000
Fax : 1 630 505 9144

Milwaukee

10850 West Park Plaza
Suite 800
Milwaukee, WI 53224
Tel. : 414 353 4888
Fax : 414 353 4548

Minneapolis

80 South, 8th Street
Suite 900
Minneapolis, MN 55402
Tel. : 1 612 349 5258
Fax : 1 510 248 2022

New York

630 Fifth Avenue
Suite 1600, Rockefeller Center
New York, NY 10111
Tel. : 1 646 254 3100
Fax : 1 646 254 3101

Phoenix

10835 N 25th Avenue
Suite 200, Phoenix
AZ 85029
Tel. : 1 480 655 3598
Fax : 1 480 655 3501

Plano

6100, Tennyson Parkway
Suite 200, Plano
TX 75024
Tel. : 1 469 229 9400
Fax : 1 469 229 9598

Quincy

Two Adams Place
Quincy, MA 02169
Tel. : 1 781 356 3100
Fax : 1 781 356 3150

Reston

12021 Sunset Hills Road
Suite 340, Reston
VA 20190
Tel. : 1 703 234 3798
Fax : 1 703 234 3701

Southfield

3000 Town Center
Suite 2850
Southfield, MI 48075
Tel. : 1 248 603 4300
Fax : 1 248 208 3315

Wellington

Level 7, 16 Willis Street
PO Box 11289,
Manners Street,
Wellington, New Zealand.
Tel. : +64 4 470 9300
Fax : +64 4 472 4616

Global presence – Subsidiaries of Infosys Limited

Infosys Technologies (Australia) Pty Limited

Australia

Brisbane

Level 4, 116 Adelaide Street Brisbane
QLD 4000
Tel. : 61 7 3231 9800
Fax : 61 7 3231 9899

Melbourne (Head Office)

Level 5, 818 Bourke Street
Docklands VIC 3008
P. O. Box 528
Collins Street West
Melbourne VIC 8007
Tel. : 61 3 9860 2000
Fax : 61 3 9860 2999

Melbourne (Lonsdale Street)

Level 21
150 Lonsdale Street
Melbourne VIC 3000
P. O. Box 528
Collins Street West
Melbourne VIC 8007
Tel. : 61 3 9860 2000
Fax : +61 3 9860 2997

Sydney

Level 3, 77 Pacific Highway
North Sydney NSW 20060
P. O. Box 1885
North Sydney NSW 2060
Tel. : 61 2 8912 1500
Fax : 61 2 8912 1555

Infosys Tecnologia do Brasil Ltda

Brazil

Rua Da Paisagem,220
Edificio Lumiere, Andar: 5 E 6
Vila Da Serra, Nova Lima
Minas Gerais -CEP 34.000-000-Brazil
Tel. : 55 31 33068900
Fax : 55 31 33068901

Infosys Technologies (China) Co. Limited

Beijing

Unit 1501,Central Tower,
China Overseas Plaza
No.8 GuanghuaDongli, Jianguomenwai
Avenue, Chaoyang District Beijing, China
Tel. : 010-57335000
Fax : 010-57335001

Dalian

10/F, Ascendas Software Park Phase 2,
No. 7,Hui Xian Yuan
Dalian Hi-tech Industrial Zone
Dalian, China
Tel. : 86 411 39981001

Hangzhou

Bldg A2, No. 301 Binxing Road Binjiang
District
Hangzhou 310052
Tel. : 86 571 87930030
Fax : 86 571 87930001

Shanghai

Bldg A, No. 6, 3158 Long Dong Avenue,
Zhangjiang Hi-Tech Park,
Shanghai 201203
Tel. : 86 21 58843000
Fax : 86 21 58843001

Infosys Technologies (Shanghai) Co. Limited

Room 401, 501, Building 5
No. 555 Dong Chuan Road,
Min Hang District,
Shanghai, China
Tel. : 86 21 58842003

Infosys Technologies S. de R L. de C. V.

Mexico

Corporativo Santa Maria
Boulevard Diaz
Ordaz Numero 130
Monterrey, Mexico CP 64650
Tel. : 521 81 8850 9300
Fax : 521 81 8850 9301

Infosys Consulting India Limited

India

Plot No.26-A, Ground Floor
Electronic City, Hosur Road,
Bangalore 560 100
Tel. : 91 80 6688 1144
Fax : 91 80 6688 2140

Infosys BPO Limited

Australia - Melbourne

Level 5, 818, Bourke Street
Docklands VIC 3008
P. O. Box 528
Collins Street West
Melbourne VIC 8007
Tel. : 61 3 9860 2000
Fax : 61 3 9860 2999

Canada - Toronto

5140, Yonge Street
Suite 1400
Toronto ON M2N 6L7
Tel. : 416 224 7400

Infosys BPO Limited (contd.)

India - Bangalore

Electronics City, Hosur Road
Bangalore 560 100
Tel. : 91 80 2852 2405
Fax : 91 80 2852 2411

Salarpuria Infozone

Wing A, No. 39 (P)
41 (P) and 42 (P)
Electronic City, Hosur Road
Bangalore 560100
Tel. : 91 80 4067 0035
Fax : 91 80 4067 0034

27, SJR Towers

Bannerghatta Road
J. P. Nagar, III Phase
Bangalore 560 078
Tel. : 91 80 5103 2000
Fax : 91 80 2658 8676

India - Chennai

Temple Steps 6th and 7th Floor
No. 184, Annasalai Saidapet
Chennai 600 015
Tel. : 91 44 6600 7000
Fax : 91 44 6600 7005

Unit of Ramanujam IT city SEZ,

Hardy towers,
3rd & 4th floor, TRIL infopark ltd,
Taramani, Rajivgandhi Salai (OMR)
Chennai -600113.
Tel. : 044-66855111
Fax : 044 -66855107

India - Gurgaon

7th floor Tower A, B and C
Building No. 6
DLF Cyber City
Developer Limited
Special Economic Zone
Sector 24 and 25 DLF PH-3
Gurgaon
Tel. : 91 124 4583 700
Fax : 91 124 4583 701

India - Jaipur

Plot No. E-142-143
Sitapura Industrial Area
Jaipur 302022
Tel. : 91 141 2771 325
Fax : 91 141 2771 325

IT-A-001

Mahindra World City
Special Economic Zone
Village Kalwara
Tahsil Sanganer
Jaipur 302029
Tel. : 91 141 3956 000
Fax : 91 141 3956 100

India - Pune

Plot No. 1, Building No. 4
Pune Infotech Park
Hinjawadi, Taluka Mulshi
Pune 411 057
Tel. : 91 20 2293 2900
Fax : 91 20 2293 4540

Plot No. 24/2

Rajiv Gandhi Infotech Park
Phase II, Village Maan
Taluka Mulshi, Pune 411 057
Tel. : 91 20 2293 2800
Fax : 91 20 2293 4540

Plot No. 24 / 3,

Rajiv Gandhi Infotech Park
Phase II, Village Maan
Taluka Mulshi
Pune 411 057
Tel. : 91 20 4023 2001
Fax : 91 20 3981 5352

Philippines

2nd and 3rd Floor
Trade Hall Metro
Market, Bonifacio Global City
Fort Bonifacio Taguig City
Metro Manila, Philippines
Tel. : 632 856 3319
Fax : 632 856 3320

5th,6th,7th and 12th Floor

Site 3, Vector 2 Building,
Northgate Cyberzone,
Filinvest Corporate City,
Alabang, Muntinlupa City
Philippines
Tel. : +632 8230134
Fax : +632 6590223

United Kingdom

14th Floor
10 Upper Bank Street
Canary Wharf
London E14 5NP
Tel. : 44 20 7715 3388
Fax : 44 20 7715 3301

United States – Atlanta

3200 Windy Hill Rd, Suite 100-W
Atlanta, GA 30339
Tel. : 770-799-1958
Fax : 770-799-1861

United States - Bridgewater

400 Crossing Boulevard
1st Floor, Bridgewater
NJ 08807
Tel. : 1 908 450 8209
Fax : 1 908 842 0284

Global presence – Subsidiaries of Infosys Limited (contd.)

Lodestone Management Consulting AG

Switzerland

Lodestone Management Consultants AG

AG Obstgartenstrasse 27, Kloten
Postfach 201, Kloten
8058 Zurich, Switzerland
Tel. : +41 44 434 11 00

Innere Margarethenstrasse 5,
5th floor 4051 Basel, Switzerland
Tel. : +41 61 204 45 45
Fax : +41 61 204 45 00

France

Lodestone Management Consultants SAS

153, boulevard Haussmann
75008 Paris, France

Austria

Lodestone Management Consultants GmbH

Enenkelstrasse 26
1160 Vienna, Austria

Germany

Parking 2
85748 Garching b. München, Germany
Tel. : +49 89 30 76 67 60
Fax : +49 89 30 76 67 6 99

Opernturm, Bockenheimer
Landstrasse 2-4
60306 Frankfurt am Main, Germany
Tel. : +49 69 95 93 25-400

Australia

Lodestone Management Consultants Pty Ltd

Pyrmont

Suite 35: The Upper Deck
Jones Bay Wharf
PO Box 67, 26-32 Pirrama Road
Pyrmont NSW 2009, Australia
Tel. : +61 2 8571 8300
Fax : +61 2 9571 6933

Sydney

Level 3, 77 Pacific Highway PO Box 1885
North Sydney NSW 20060, Australia
Tel. : +61 2 8912 1500
Fax : +61 2 8912 1555

Melbourne

Level 12, 459 Little Collins Street
Melbourne, VIC 3000, Australia
Tel. : +61 3 9606 2700

Netherlands

Lodestone Management Consultants BV

Winthontlaan 200, 3526 KV Utrecht
P.O. Box 85183
3508 AD Utrecht, Netherlands
Tel. : +31 30 750 8998
Fax : +31 30 289 8560

Poland

Lodestone Management Consultants sp. z o.o.

ul. Klecinska 125
54-413 Wroclaw Poland
Tel. : +48 71 798 57 10
Fax : +48 71 798 57 11

Portugal

Lodestone Management Consultants Portugal,

Unipessoal LDA
Rua Rodrigo da Fonseca 82, 2.º Esquerdo
1250-193 Lisboa
Portugal

Belgium

Lodestone Management Consultants (Belgium) SA

Industriepark Dobbelenberg,
Metrologielaan 10
1130 Brussels, Belgium
Tel. : +32 2 609 55 30
Fax : +32 2 609 55 40

Romania

SC Lodestone Management Consultants S.R.L.

12D Samuil Vulcan Street
Bulding A, Sector 5
051702 Bucharest, Romania
Tel. : +40 21 202 31 36
Fax : +40 21 202 31 00

Brazil

Lodestone Management Consultores Ltda

Rua Quintana, n° 887
3o. Andar, CEP: 04569-011,
São Paulo, Brazil
Tel. : +55 11 5102 4252
Fax : +55 11 5102 3776

Singapore

Lodestone Management Consultants Pte Ltd

47 Scotts Road, #04-02A Goldbell Towers,
Singapore 228233
Tel. : +65 6423 45 95
Fax : +65 6423 46 56

Canada

Lodestone Management Consultants (Canada) Inc.

2425 Matheson Blvd E
8th Floor, Mississauga, ON,
Canada L4W 5K4
Tel. : +1 905 361 6400

United Kingdom

Lodestone Management Consultants Ltd

10 Upper Bank Street, 14th Floor
Canary Wharf
London E14 5NP UK
United Kingdom
Tel. : +44 20 7715 3300
Fax : +44 20 7715 3301

China

Lodestone Management Consultants China Co., Ltd.

Room 2301, Lu Jia Zui Plaza,
1600 Century Avenue
Pu Dong District, Shanghai 200122, China
Tel. : +86 21 6035 5200
Fax : +86 21 6035 5211

United States

Lodestone Management Consultants Inc.

Atlanta

5 Concourse Parkway, Suite 3027
Atlanta, GA 30328, USA
Tel. : +1 770 391 2100
Fax : +1 770 391 2101

Cambridge

245 First Street, Suite 1800
Cambridge, MA 02142 USA
Tel. : +1 617 444 8459
Fax : +1 617 444 8405

Czech Republic

Lodestone Management Consultants s.r.o.

Klimentská 46, 110 02 Prague 1
Czech Republic
Tel. : +420 222 191 211
Fax : +420 222 191 200

Global presence – Subsidiaries of Infosys BPO Limited

Infosys BPO s.r.o

Czech Republic
Holandska 9,63900, Brno
Tel. : 420 542 212406
Fax : 420 543 236349

Infosys BPO Poland Sp.Z o.o.

Al. Pilsudskiego 22 90-051
Lodz, Poland
Tel. : 48 42 291 8000
Fax : 48 42 291 8081

UL. Gdanska 47

90-729 Lodz, Poland
Tel. : 48 42 291 8205
Fax : 48 42 291 80 73

McCamish Systems LLC

6425 Powers Ferry Road
3rd Floor
Atlanta, GA 30339
Tel. : 1 800 366 0819
Fax : 1 770 690 1800

Portland Group Pyt Ltd

Sydney

Level 8, 68 Pitt St
Sydney NSW 2000 Australia
Tel. : +61 2 9210 4399
Fax : +61 2 9210 4398

Melbourne

Suite 602, 10 Yarra St
South Yarra VIC 3141 Australia
Tel. : +61 3 8825 3899
Fax : +61 3 8825 3898

Brisbane

L18, Brisbane Club Tower
241 Adelaide St
Brisbane QLD 4000 Australia
Tel. : +61 7 3009 8100
Fax : +61 7 3009 8123

Perth

Level 1, 99 St Georges Terrace
Perth WA 6000 Australia
Tel. : +61 8 9254 9313
Fax : +61 8 9254 9388

Subidiary of Portland Group Pyt Ltd

Portland Procurement Services Pyt Ltd

Sydney

Level 8, 68 Pitt St
Sydney NSW 2000 Australia
Tel. : +61 2 9210 4399
Fax : +61 2 9210 4398

Melbourne

Suite 602, 10 Yarra St
South Yarra VIC 3141 Australia
Tel. : +61 3 8825 3899
Fax : +61 3 8825 3898

Brisbane

L18, Brisbane Club Tower
241 Adelaide St
Brisbane QLD 4000 Australia
Tel. : +61 7 3009 8100
Fax : +61 7 3009 8123

Perth

Level 1, 99 St Georges Terrace
Perth WA 6000 Australia
Tel. : +61 8 9254 9313
Fax : +61 8 9254 9388

INFOSYS PUBLIC SERVICES INC

Plano

6100, Tennyson Parkway
Suite 200, Plano
TX 75024
Tel. : 1 469 229 9400
Fax : 1 469 229 9598